




mga research corporation

**PECCA LEATHER
TOYOTA PASSENGER SEAT
SMART FIT DESIGN
STATIC AIRBAG DEPLOYMENT (AMBIENT) TEST
(PO #323)**

446 executive drive • troy, mi 48083
248 / 577-5001 • fax 248 / 577-5025
www.mgaresearch.com





mga research corporation

TEST REPORT

MGA REPORT NO.: C09I7-070.1

TEST(S) PERFORMED ON: October 23, 2009

TEST DESCRIPTION: Static Airbag Deployment (Ambient)

ITEM DESCRIPTION: Toyota Passenger Seat
Smart Fit Design
(PO #323)

PROCEDURE NUMBER: MGATPSAD
7/7/2005


TEST REFERENCE NUMBER(S): DT9020

TEST LABORATORY: MGA Research Corporation
446 Executive Drive
Troy, Michigan 48083

SUBMITTED TO: Zac Lee
Pecca Leather
13426 Rosecrans Avenue
Suite D
Norwalk, California 90650

REPORT DATE: October 26, 2009

MGA PERSONNEL:


Peng Lee
Project Leader

Test Personnel:
William Mangum

* The results presented in this report relate only to the specified test items.

** This report shall not be reproduced except in full, without the written approval of the laboratory.

Objective

The purpose of this report is to document the results of a static airbag deployment test series performed by MGA Research Corporation (MGA) for Pecca Leather (Pecca). The item tested was a Toyota front row passenger seat with airbag module. The test was conducted on October 23, 2009 at MGA in Troy, Michigan.

Customer-Specified Requirements

One (1) airbag was tested at ambient temperature condition as listed in the table below. The airbag was deployed at T=10 msec.

Equipment

MGA's airbag deployment system was used for this test. The deployment was captured using two (2) high-speed cameras at a rate of 1000 frames-per-second. All equipment and data has been calibrated by a source traceable to the National Institute of Standards and Technology (NIST). Calibration certificates can be provided upon request.

Chamber ID	Chamber Type	Manufacturer
Chamber 10	Environmental Chamber	Russells
MGA00133	Balance Scale	Ohaus

Test Results

Pre- and post-test photographs can be found in Appendix B.

Test No.	Seat Type	Environmental Condition	Airbag Break Out Time (ms)*	Post-Test Comments
AD9020	Toyota Passenger Front Row	Ambient	3	<ul style="list-style-type: none">• The airbag deployed successfully.• Fragmentation foam = 0.41g

*Notes: Airbag break out time measurement is recorded through subjective video.

Additional test documentation can be found in the following appendices.

Appendix A Test Data and Photographs..... Page 3

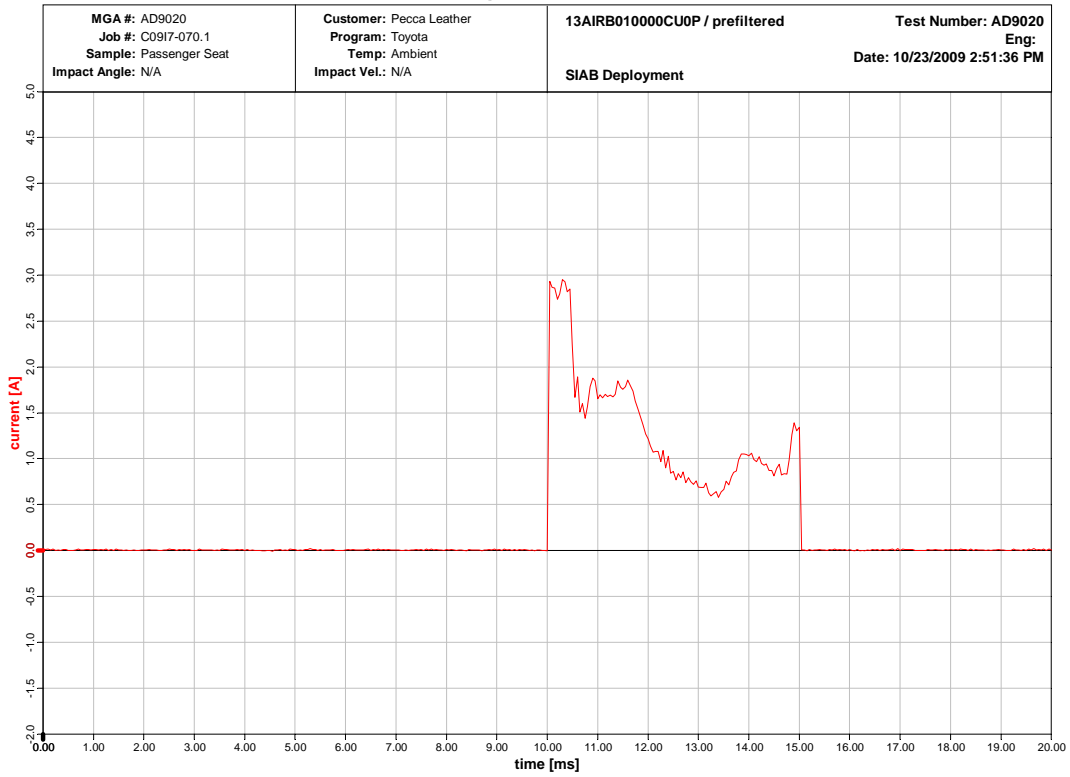
Appendix A
Test Data and Photographs

MGA Test #: AD9020

Test Date: 10/23/2009

Page (1) of AD9020


EVALUATION Version: 2.5.0 DT9002.def



Evaluation Interval: 0 - 250 [ms]
before Filter : Max(10.3 ms) = 2.95A; Min(69.85 ms) = -0.01372A



Photograph at 0 msec



Photograph at 3 msec



Photograph at 10 msec



Photograph at 20 msec



Photograph at 30 msec



Photograph at 40 msec



Photograph at 50 msec



Pre-Test Photo #1 of Test #AD9020



Pre-Test Photo #2 of Test #AD9020



Pre-Test Photo #3 of Test #AD9020



Pre-Test Photo #4 of Test #AD9020



Post-Test Photo #1 of Test #AD9020



Post-Test Photo #2 of Test #AD9020



Post-Test Photo #3 of Test #AD9020



Post-Test Photo #4 of Test #AD9020



Post-Test Photo #5 of Test #AD9020



Post-Test Photo #6 of Test #AD9020



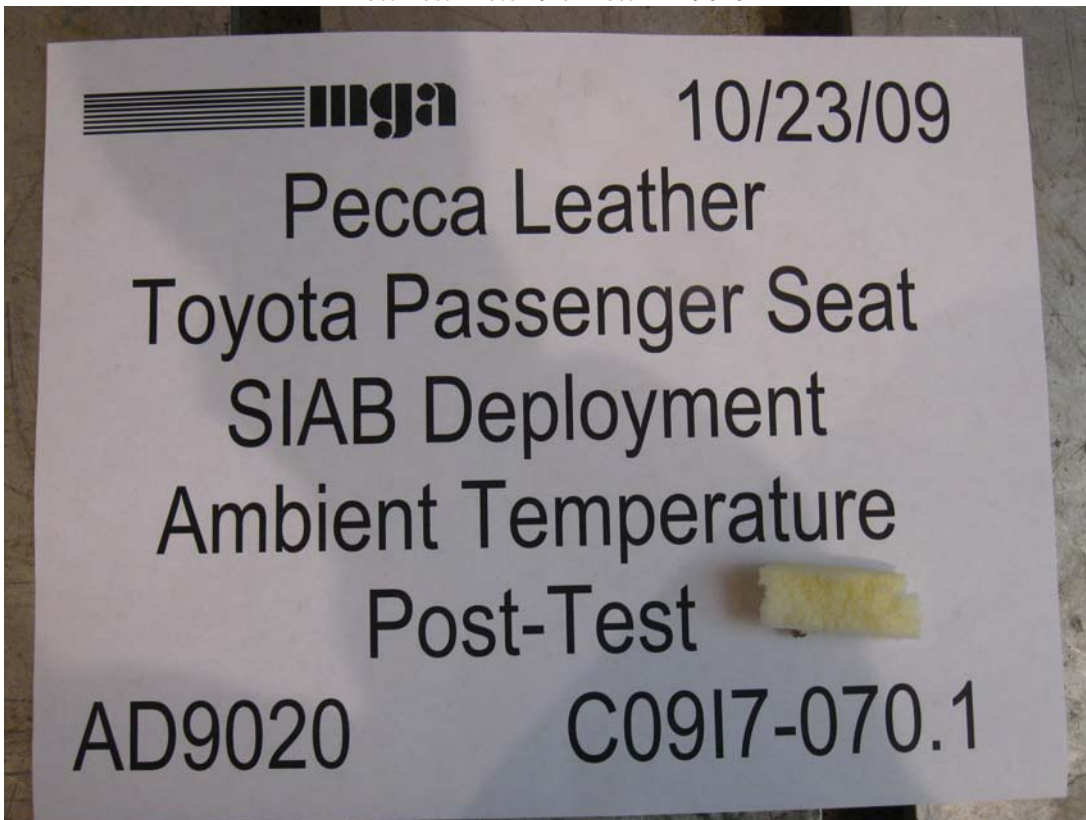
Post-Test Photo #7 of Test #AD9020



Post-Test Photo #8 of Test #AD9020



Post-Test Photo #9 of Test #AD9020



Post-Test Photo #10 of Test #AD9020



Post-Test Photo #11 of Test #AD9020